



# DEA HIGH BACK CHAIR

COD.ODEA1A01

## DESCRIPTION

High back executive swivel armchair

## NOTE

50mm wheel brake in hard, soft or chrome

## SPECIFICATIONS

### STRUCTURE

Beech plywood laminated in Canaletto walnut, elm or wengè

### MECHANISM

MEC01 - Aluminum block with control for seat elevation

MEC02 - Tilt - Anti-shock device - Weight adjustment - Made in Italy

MEC03 - Knee tilt - Anti-shock device - 6 positions - Side weight adjustment - Made in Italy - Made in Italy

### PADDING expanded polyurethane

Seat: thickness 70 mm, density 50 Kg/m3

Backrest: thickness 60 mm, density 50 Kg/m3

### ARMS

Optional - Rotating armrests for a better approach to the desk in three matching finishes, with chrome painted cover

### LEGS / FRAME / BASE

Polished die-cast aluminum base 700mm

### UPHOLSTERY

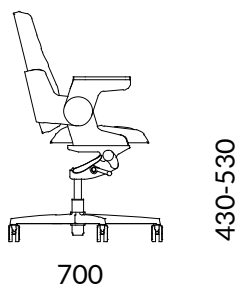
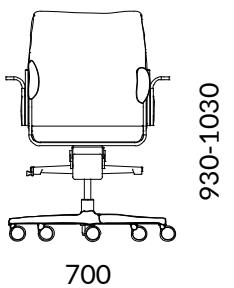
categories B01-B03-C01-C05-W01-D02-P01 (SEE FABRIC FOLDER)

## SIZE

chair  
L 700 H 930-1030 D 700

seat  
L 460 H 430-530 D 425

backrest  
L 475 H 510



### WEIGHT

Net weight a chair: 14 Kg  
Gross weight a chair: 19 Kg

### PACKAGING

1 x completely assembled box  
710x710x1190

### VOLUME

M3 package: 0,6

COD.ODEA1A01

TECHNICAL  
DATASHEET

Dimensions in millimeters



# DEA MID BACK

COD.ODEA1B01

## DESCRIPTION

Mid back executive swivel armchair

## NOTE

50mm wheel brake in hard, soft or chrome

## SPECIFICATIONS

### STRUCTURE

Beech plywood laminated in Canaletto walnut, elm or wengè

### MECHANISM

MEC01 - Aluminum block with control for seat elevation

MEC02 - Tilt - Anti-shock device - Weight adjustment - Made in Italy

MEC03 - Knee tilt - Anti-shock device - 6 positions - Side weight adjustment - Made in Italy - Made in Italy

### PADDING expanded polyurethane

Seat: thickness 70 mm, density 50 Kg/m3

Backrest: thickness 60 mm, density 50 Kg/m3

### ARMS

Optional - Rotating armrests for a better approach to the desk in three matching finishes, with chrome painted cover

### LEGS / FRAME / BASE

Polished die-cast aluminum base 700mm

### UPHOLSTERY

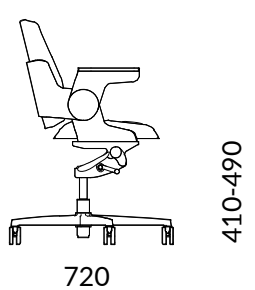
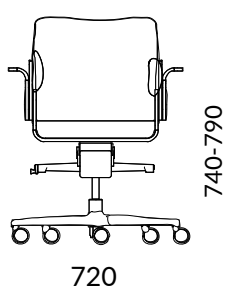
categories B01-B03-C01-C05-W01-D02-P01 (SEE FABRIC FOLDER)

## SIZE

chair  
L 720 H 740-790 D 720

seat  
L 460 H 410-490 D 425

backrest  
L 475 H 360



COD.ODEA1B01

TECHNICAL  
DATASHEET

### WEIGHT

Net weight a chair: 12 Kg

Gross weight a chair: 16,5 Kg

### PACKAGING

1 x completely assembled box

710x710x1190

### VOLUME

M3 package: 0,51

Dimensions in millimeters



# DEA HIGH BACK WITH INTEGRAL HEADREST

COD.ODEA1P01

## DESCRIPTION

High back executive swivel armchair with integral headrest

## NOTE

50mm wheel brake in hard, soft or chrome

## SPECIFICATIONS

### STRUCTURE

Beech plywood laminated in Canaletto walnut, elm or wengè

### MECHANISM

MEC01 - Aluminum block with control for seat elevation

MEC02 - Tilt - Anti-shock device - Weight adjustment - Made in Italy

MEC03 - Knee tilt - Anti-shock device - 6 positions - Side weight adjustment - Made in Italy - Made in Italy

### PADDING expanded polyurethane

Seat: thickness 70 mm, density 50 Kg/m3

Backrest: thickness 60 mm, density 50 Kg/m3

### ARMS

Optional - Rotating armrests for a better approach to the desk in three matching finishes, with chrome painted cover

### LEGS / FRAME / BASE

Polished die-cast aluminum base 700mm

### UPHOLSTERY

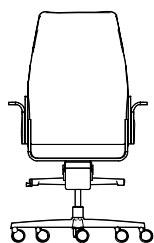
categories B01-B03-C01-C05-W01-D02-P01 (SEE FABRIC FOLDER)

## SIZE

chair  
L 720 H 1090-1170 D 720

seat  
L 460 H 410-490 D 425

backrest  
L 475 H 710



1090-1170

720



410-490

720

COD.ODEA1P01

TECHNICAL  
DATASHEET

### WEIGHT

Net weight a chair: 15 Kg  
Gross weight a chair: 20 Kg

### PACKAGING

1 x completely assembled boxL  
710 H 710 D 1190

### VOLUME

M3 package: 0,6

Dimensions in millimeters



# DEA VISITOR MID BACK CHAIR

COD.ODEA1V01

## DESCRIPTION

Visitor executive armchair with mid back

## NOTE

Optional - Auto return mechanism

## SPECIFICATIONS

### STRUCTURE

Beech plywood laminated in Canaletto walnut, elm or wengè

### MECHANISM

MEC01 - Aluminum block with control for seat elevation

### PADDING expanded polyurethane

Seat: thickness 70 mm, density 50 Kg/m<sup>3</sup>

Backrest: thickness 60 mm, density 50 Kg/m<sup>3</sup>

### LEGS / FRAME / BASE

4-Star polished die-cast aluminum base 700mm

### UPHOLSTERY

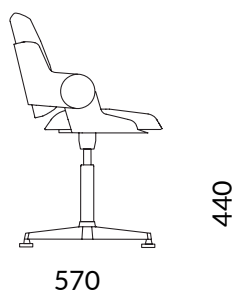
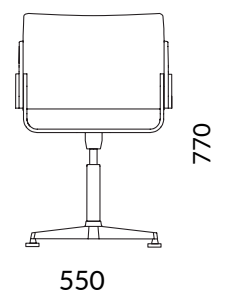
categories B01-B03-C01-C05-W01-D02-P01 (SEE FABRIC FOLDER)

## SIZE

**chair**  
L 550 H 770 D 570

**seat**  
L 460 H 440 D 425

**backrest**  
L 475 H 360



### WEIGHT

Net weight a chair: 12 Kg  
Gross weight a chair: 16,5 Kg

### PACKAGING

1 x completely assembled boxL  
710 H 710 D 1010

### VOLUME

M3 package: 0,51

COD.ODEA1V01

TECHNICAL  
DATASHEET

Dimensions in millimeters